



**AGENDA
CITY OF CREVE COEUR
FINANCE COMMITTEE
300 NORTH NEW BALLAS RD
MAYORS CONFERENCE ROOM
AUGUST 26, 2025
4:00 PM**

CALL TO ORDER

ROLL CALL

APPROVAL OF AGENDA

APPROVAL OF MINUTES

Approval of May 20, 2025 Minutes

REPORTS

Chair Person

Audit Committee

City Council Liaison

Staff Report

- 1. Biennial Ethics Training, October 27, 2025 from 6 pm to 7 pm**
- 2. Local Use Tax - Proposition 1**
 - **Proposition 1 Communication Plan**
 - **Five Facts Flyer (September Newsletter)**
 - **Website as of 8-21-25**
 - **September Resident Newsletter**
 - **Proposition 1 Presentation Slides**

UNFINISHED BUSINESS

NEW BUSINESS

Nominate Chair, Vice Chair and Committee Liaisons

4th Quarter Financials and Fiscal 2025 Year-End

PUBLIC COMMENTS

NEXT MEETING DATE

Next Meeting is October 28, 2025

ADJOURNMENT



**AGENDA
CITY OF CREVE COEUR
FINANCE COMMITTEE
300 NORTH NEW BALLAS RD
MAYORS CONFERENCE ROOM
AUGUST 26, 2025
4:00 PM**

Posted by: _____
Date/Time posted: _____

If you need special accommodations to attend a meeting, services may be arranged by contacting the Office of the City Administrator in advance.



**MINUTES
CITY OF CREVE COEUR
FINANCE COMMITTEE
300 NORTH NEW BALLAS RD
MAY 20, 2025
4:00 PM**

CALL TO ORDER

A regular meeting of the Finance Committee of the City of Creve Coeur was called to order by Chair Betty Kagan at the Mayor's Conference Room, 300 North New Ballas Rd, Creve Coeur, MO 63141 on Tuesday, May 20, 2025, at 4:00 p.m.

ROLL CALL

Committee Chair Betty Kagan
Committee Vice-Chair Ellen Lawrence - Absent
Committee Member Ted Armstrong
Committee Member Aaron Fields - Absent
Committee Member Christopher Floyd
Committee Member Stephen Keyser
Committee Member David Sentnor

Others Present: Council Liaison Mara Berry, City Administrator Mark Perkins, Director of Finance Lori Obermoeller, and Finance Manager Tracy Brothers

APPROVAL OF AGENDA

Stephen Keyser moved, David Sentnor second, and all approved the motion to move the Discussion of Mary Meadows NID first under New Business.

RESULT: Amendment Approved
MOVER: Stephen Keyser
SECONDER: David Sentnor
AYES: Betty Kagan, Ted Armstrong, Christopher Floyd, Stephen Keyser, David Sentnor
NAYS: None

RESULT: Approved as Amended
MOVER: Stephen Keyser
SECONDER: Ted Armstrong
AYES: Betty Kagan, Ted Armstrong, Christopher Floyd, Stephen Keyser, David Sentnor
NAYS: None

APPROVAL OF MINUTES

Results: Approved
MOVER: David Sentnor
SECONDER: Christopher Floyd



**MINUTES
CITY OF CREVE COEUR
FINANCE COMMITTEE
300 NORTH NEW BALLAS RD
MAY 20, 2025
4:00 PM**

AYES: Betty Kagan, Ted Armstrong, Christopher Floyd, Stephen Keyser, David Sentnor
NAYS: None

Approval of January 28, 2025, Meeting Minutes

REPORTS

**Chairperson
Audit Committee
City Council Liaison
Staff Report**

Chairperson - Betty Kagan thanked everyone for attending the Work Session with the City Council on the FY 2026 Budget, and she thanked Joe Martinich for his service as Council Liaison.

Audit Committee - Nothing to report.

City Council Liaison - Nothing to report.

Staff Report - Nothing to report.

UNFINISHED BUSINESS

NEW BUSINESS

Review [FY2026 Proposed Budget](#)

During the continuation of the FY 2026 Budget discussion from the Work Session, Mr. Perkins resumed with the PowerPoint presentation. The committee discussed and recommended using the remaining \$1M Bond Proceeds from the 2017 Bond issue to pay down debt and avoid arbitrage. Additionally, extra debt service funds from a 2022 defeasance will also be used for debt reduction next fiscal year. With the decision to construct a new Government Center rather than renovate the existing one, it is prudent to reduce current debt to facilitate a No Tax Increase Bond Issue when the new center is ready to be built. It is anticipated that \$10M will be saved by that time, and the existing debt will be approximately \$2.9M, assuming four to five years of pre-payments



**MINUTES
CITY OF CREVE COEUR
FINANCE COMMITTEE
300 NORTH NEW BALLAS RD
MAY 20, 2025
4:00 PM**

being made. All attendees agreed with this strategy.

Chair Betty Kagan noted the need for a recommendation letter to the City Council regarding the FY 2026 Budget. Mr. Perkins addressed the topic of new revenue options, such as the Use Tax, and emphasized that the City typically delays recommending changes to revenue sources until absolutely necessary. However, he suggested it is now time to consider these options. While options are available presently and over the next few years, delaying action now will narrow these options. Changes to the Use Tax and Business License require voter approval, which takes time. If the Use Tax is placed on the ballot, passing trash service costs to residents will not be recommended. Trash service sharing will only be considered if the other two options are not pursued or approved.

The Committee agreed that implementing the Use Tax is necessary, but focused on determining the optimal time to secure voter approval and how to get it done. They emphasized the importance of public education on the Use Tax's significance. The City needs to look at trends to figure out the best time to put on the ballot. As a result, the Finance Committee instructed Chair Kagan to recommend to the City Council the following prioritization for new revenue sources: 1) Use Tax; 2) Business License change; and 3) Sharing Trash Service costs with residents.

Review 3rd Quarter Financial Reports

Director of Finance Lori Obermoeller reviewed the 3rd Quarter Financial Reports, which were included in the packet. Overall, everything looks good.

Discussion of Mary Meadows NID

Public Works Director Jim Heines provided an update on Mary Meadows Lane, a street with 18 homes located on the south side of Olive Blvd. Residents of Mary Meadows Lane have been seeking to have their street dedicated as a public street since 1973. This required changes to their indentures and submission to the City. Previously, the cost of updating the street made it financially challenging to turn it over to the City. However, recent work by Missouri American on half of the street has significantly reduced the remaining work required, making it more feasible.

To fund the necessary street repairs for the transition from a private to a public street, residents have submitted a petition for the formation of a Neighborhood Improvement District (NID). This mechanism will allow the City to fund the project initially, with Mary



**MINUTES
CITY OF CREVE COEUR
FINANCE COMMITTEE
300 NORTH NEW BALLAS RD
MAY 20, 2025
4:00 PM**

Meadows Lane homeowners repaying the City through a Special Assessment on their Property Tax bill. Repayment can be made either in a lump sum or over seven years.

This project will be integrated into the City's annual street program, scheduled for late August or shortly thereafter. The estimated cost for the remaining work is approximately \$46,000, with potential additional costs. Therefore, Mary Meadows Lane has requested funding up to \$75,000. The interest rate will be Prime plus 1, in accordance with the Policy reviewed by the Committee last fall. The final costs for the Mary Meadows Lane homeowners will be based on the actual project expenses.

Following the presentation, Ted Armstrong made a motion to recommend approval of the Mary Meadows Lane NID to the City Council, which was seconded by Stephen Keyser. The motion passed with all members in favor.

RESULT: Approved
MOVER: Ted Armstrong
SECONDER: Stephen Keyser
AYES: Betty Kagan, Ted Armstrong, Christopher Floyd, Stephen Keyser, David Sentnor
NAYS: None

Approval of FY2026 Meeting Schedule

Motion was made, seconded and approved to accept the meeting calendar for FY 2026.

RESULT: Approved
MOVER: Ted Armstrong
SECONDER: Stephen Keyser
AYES: Betty Kagan, Ted Armstrong, Christopher Floyd, Stephen Keyser, David Sentnor
NAYS: None

NEXT MEETING DATE

Next Meeting Date: August 26, 2025

Chair Kagan stated that the next meeting isn't until August, so everyone have a great summer. Be thinking about Chair and Vice Chair for the next meeting.



**MINUTES
CITY OF CREVE COEUR
FINANCE COMMITTEE
300 NORTH NEW BALLAS RD
MAY 20, 2025
4:00 PM**

ADJOURNMENT

Motion to adjourn at 5:05 p.m., seconded and approved by all.

RESULT: Approved

MOVER: David Sentnor

SECONDER: Stephen Keyser

AYES: Betty Kagan, Ted Armstrong, Christopher Floyd, Stephen Keyser, David Sentnor

NAYS: None

USE TAX COMMUNICATION PLAN

JUNE 2025

- ✓ **July Newsletter:** “City Council to Consider Ballot Measure on Use Tax”
- ✓ **Website:** Develop website materials (ongoing)

JULY 2025

- ✓ **Coffee with the Mayor:** Thursday, July 3, at 7:30 a.m.
- ✓ **August Newsletter:** “City Council Considers Use Tax Ballot Measure for November Election” + FAQs

AUGUST 2025

- ✓ **Coffee with the Mayor:** Thursday, August 7, at 7:30 a.m.
- ✓ **September Newsletter:** “Creve Coeur City Council Approves Use Tax Ballot Measure” and “Five Facts About Proposition 1”
- **Email to Trustees:** Mayor emails subdivision trustees to offer open invitation for staff to attend a subdivision meeting to educate on ballot measure
- **Social Media:** Post educational content on social media (ongoing)

SEPTEMBER 2025

- **Coffee with the Mayor:** Thursday, September 4, at 7:30 a.m.
- **October Newsletter:** Two-page educational spread
- **Poster Boards:** Print educational poster boards for Gov. Center/Dielmann lobbies
- **Social Media:** Post educational content on social media (ongoing)

OCTOBER 2025

- **Coffee with the Mayor:** Thursday, October 2, at 7:30 a.m.
- **Evening Coffee with the Mayor:** To be scheduled
- **November Newsletter:** “Voting on Proposition 1 to Take Place November 4”
- **Town Hall:** Each Ward to host a town hall prior to November
- **Video:** Develop an educational video on use tax, e.g., video of the Mayor
- **Postcard:** Mail a postcard to residents the last week of October (est. cost \$3,500)
- **Social Media:** Post educational content on social media (ongoing)

NOVEMBER 2025

- **Press Release if Approved:** “Creve Coeur Residents Approve Proposition 1”

Five Facts About Proposition 1

1 Proposition 1 asks if the city should adopt a local use tax.

A use tax is a tax on goods purchased by Missouri residents from out-of-state or online vendors who do not collect Missouri sales tax.

2 A use tax would help support city services.

The cost of providing city services has increased substantially over recent years, while revenue has remained flat. Revenue would support city services, such as **trash and recycling collection, leaf and limb pickup, and police services.**



3 It is **not** a double tax.

The purchaser pays either a use tax OR a sales tax, **never both.**

- **Use tax applies** when buying goods from an out-of-state business that doesn't charge Missouri sales tax.
- **Sales tax applies** when buying goods from a Missouri business.

4 Proposition 1 could generate up to \$1.2 million per year.

Revenue from a use tax would help cover rising costs, such as the 23% increase in trash service expenses under the new trash contract. A majority of that revenue is expected to come from large commercial businesses making out-of-state purchases.

5 The use tax would ensure fair taxation between purchases from Missouri vendors and purchases from online or out-of-state vendors.

There's a growing trend of people shopping online instead of in stores. The use tax helps create a level playing field for local businesses, ensuring that purchases from out-of-state or online vendors are taxed at the same rate as purchases from Missouri vendors.

1.25%

Proposed Local Use Tax Rate (Equal to Local Sales Tax Rate)

54/81

St. Louis County municipalities have a local use tax in place.

\$626,000-\$1.2 Million

Estimated Annual Revenue



ELECTION DAY: NOVEMBER 4, 2025



For more information, visit:
www.crevecoeurmo.gov/Prop1

Shall the City of Creve Coeur impose a local use tax at the same rate as the total local sales tax rate to support services such as trash, police, leaf/limb, provided that if the local sales tax rate is repealed, or reduced or raised by voter approval, the local use tax rate shall also be repealed, reduced, or raised by the same action?

Yes ____ No ____

PROPOSITION 1: LOCAL USE TAX

Creve Coeur City Council approved an ordinance at its July 28 meeting to place a use tax proposition on the November 4, 2025, ballot for voter consideration. If approved by a majority of voters, revenue from the use tax would help fund city services, such as residential trash and recycling collection, leaf and limb collection, and police services.

Proposition 1

Shall the City of Creve Coeur impose a local use tax at the same rate as the total local sales tax rate to support services such as trash, police, leaf/limb, provided that if the local sales tax rate is repealed, or reduced or raised by voter approval, the local use tax rate shall also be repealed, reduced, or raised by the same action?

FREQUENTLY ASKED QUESTIONS

Why is the Council considering putting a use tax proposition on the ballot?

The cost of providing city services has risen significantly, while city revenue growth is flat. Revenue from the use tax would help fund essential city services, such as residential trash and recycling collection, which is currently provided to homeowners at no cost. The additional revenue would also help fund other services, such as leaf and limb collection and police services. More people are shopping online or from out-of-state vendors who don't collect local sales taxes, reducing sales tax revenues available to fund city services. In addition, the use tax helps create a level playing field for local businesses. A local use tax ensures that these purchases are taxed at the same rate as purchases made in Creve Coeur.

What is a use tax?

A use tax is a tax on goods purchased by Missouri residents from out-of-state or online vendors who do not collect Missouri sales tax. It ensures that these purchases are taxed similarly to items bought from local businesses.

What is the proposed use tax rate?

If approved, the City's local use tax rate would be 1.25%, equal to Creve Coeur's local sales tax rate.

Is this a double tax?

No. The purchaser pays either a sales tax or a use tax, never both. The use tax only applies when sales tax is not being collected.

Will the use tax apply to all online purchases?

No.

- If you buy from a **Missouri vendor**, **sales tax** applies.
- If you buy from an **out-of-state vendor** that does **not** collect Missouri sales tax, **use tax** applies.

When does the use tax apply?

The use tax only applies to out-of-state purchases where Missouri and local sales taxes are not collected at checkout.

Examples:

- **✓ Use tax applies:** Buying furniture from an online vendor based in another state that doesn't charge Missouri sales tax.
- **X Use tax does not apply:** Buying shoes from a Missouri-based online store (sales tax already collected).

How much revenue could the use tax generate for the City of Creve Coeur?

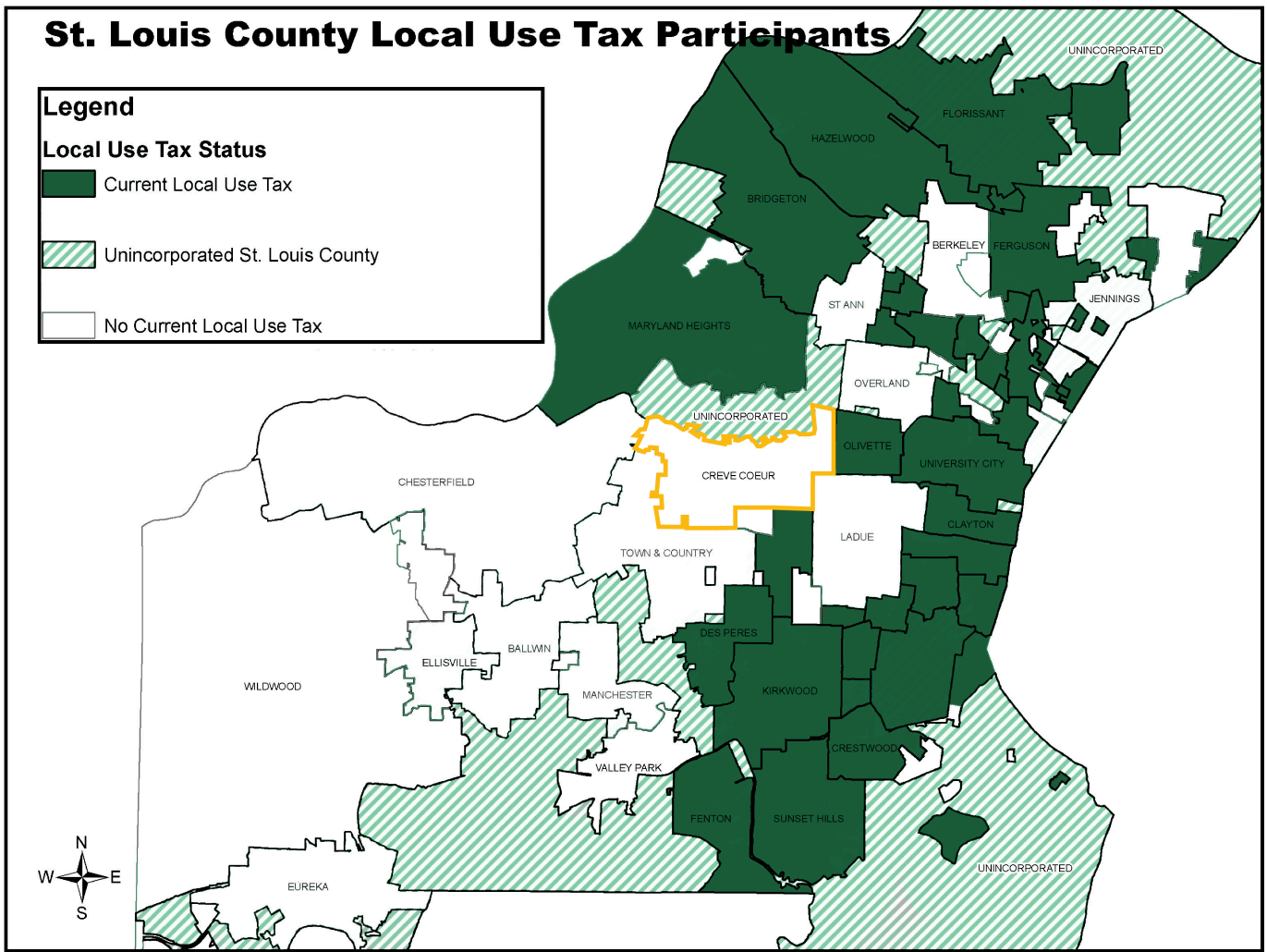
The City estimates annual revenue from the use tax could range from \$626,000 to \$1.2 million. A majority of that revenue is expected to come from large commercial businesses making out-of-state purchases.

What would the revenue be used for?

Revenue from the use tax would help fund essential city services, such as residential trash and recycling collection, which is currently provided to homeowners at no cost. The additional revenue would also fund other services, such as leaf and limb collection and police services. The cost of providing city services has increased substantially over the last several years. For example, under the City's new contract with Republic Services, the cost of residential trash service rose by 23%, while city revenues have essentially remained flat.

Do other cities in the St. Louis area have a use tax?

Yes, 54 out of 81 municipalities in St. Louis County have a local use tax in place.



Does the state of Missouri have a use tax in place?

Yes. The Missouri state use tax rate is 4.225%, which matches the state’s sales tax rate. The City of Creve Coeur does not receive any revenue from the state use tax.

How is the use tax collected?

The use tax is based on the location of the delivery address, but is remitted by the seller to the State of Missouri for distribution to the municipality.

When is Election Day?

Election Day is Tuesday, November 4, 2025. A majority vote would be required to pass the ballot measure.

IN SUMMARY

A yes vote on the use tax proposition would:

- ✓ Ensure fair taxation between online/out-of-state and local purchases
- ✓ Generate an estimated \$626,000–\$1.2 million annually in new city revenues
- ✓ Help fund city services, such as trash and recycling collection, leaf and limb collection, and police services

This information was prepared and paid for by the City of Creve Coeur, Sharon Stott Interim City Administrator, 300 N. New Ballas Road, Creve Coeur MO 63141. This article is intended solely to educate and inform residents about a matter on the November 4, 2025, ballot. It is not intended to advocate, support or oppose the passage or defeat of the measure. Each voter should vote for or against the question based on their own judgment.

This page was last updated 8/8/2025.



Live Edit is off. Click this button to turn it on so you can edit your page content and menus.



Creve Coeur City Council Approves Use Tax Ballot Measure

Creve Coeur City Council approved an ordinance at its July 28 meeting to place a use tax proposition on the November 4, 2025, ballot for voter consideration.

If approved by a majority of voters, revenue from the use tax would help fund essential city services, such as residential



trash and recycling collection, leaf and limb collection, and police services. The proposed use tax is estimated to generate \$626,000 to \$1.2 million annually.

What is a use tax? A use tax is a tax on goods purchased by Missouri residents from out-of-state or online vendors who do not collect Missouri sales tax. This is not a double tax. The purchaser pays either a sales tax or a use tax, never both.

More people are shopping online or from out-of-state vendors that don't collect local sales tax, reducing the revenue available to fund city services. At the same time, the cost of providing city services has risen, while city revenue growth remains flat. A local use tax helps level the playing field for local businesses by ensuring these purchases are taxed at the same rate as those made in Creve Coeur.

(Continues on page 4)

This information was prepared and paid for by the City of Creve Coeur, Sharon Stott Interim City Administrator, 300 N. New Ballas Road, Creve Coeur MO 63141. This information is intended solely to educate and inform residents about a matter on the November 4, 2025, ballot. It is not intended to advocate, support or oppose the passage or defeat of the measure. Each voter should vote for or against the question based on their own judgment.

Enjoy an Evening of Music and Art in Millennium Park!



The Creve Coeur Arts Committee invites you to the 2nd Annual Plein Air Art Event, taking place September 6–11, 2025! Throughout the week, local artists will be painting outdoors, capturing the scenic landscapes of Creve Coeur.

Join us for a special evening reception on **Thursday, September 11**, at the historic Tappmeyer Homestead in Millennium Park (2 Barnes West Dr.), from 5:00–7:30 p.m., where all submitted artworks will be on

display. Many artworks will be available for purchase, with 100% of proceeds going directly to the artists. A total of \$1,500 in prize money will be awarded, generously sponsored by Kodner Gallery, Selkirk Auctioneers & Appraisers, and Drs. Satish and Nan Kulkarni.

While you browse the art, enjoy the final concert of the summer! The Jason Nelson Band will perform your favorite hits from the '70s and '80s. Don't forget your lawn chair! Kiwanis will be on-site selling barbecue, chips, and soda.

This Issue

- Page 2
- Mayor's Column
- Elected Officials
- Property Tax Rates
- Page 3
- Council Corner
- Planning Updates
- Upcoming Town Hall
- Page 4
- Proposition 1
- Page 5
- Deer Bow Hunting Season
- Recreation Instagram
- Electronics Recycling Event
- Page 6
- Recreation Programs
- Page 7
- Council Actions
- Crime Prevention Events
- Page 8
- City Calendar
- Holiday Trash Schedule
- Leaf and Limb Collection



DRAFT



Proposition 1

Creve Coeur Local Use Tax

This information was prepared and paid for by the City of Creve Coeur, Sharon Stott Interim City Administrator, 300 N. New Ballas Road, Creve Coeur MO 63141. This information is intended solely to educate and inform residents about a matter on the November 4, 2025, ballot. It is not intended to advocate, support or oppose the passage or defeat of the measure. Each voter should vote for or against the question based on their own judgment.

Creve Coeur citizens will vote on **Proposition 1** on Tuesday, November 4, 2025.

Proposition 1

Shall the City of Creve Coeur impose a local use tax at the same rate as the total local sales tax rate to support services such as trash, police, leaf/limb, provided that if the local sales tax rate is repealed, or reduced or raised by voter approval, the local use tax rate shall also be repealed, reduced, or raised by the same action?

Yes ___

No ___

DRAFT

A use tax would:



- ✓ Help fund city services, such as trash and recycling collection, leaf and limb collection, and police services.
- ✓ Generate an estimated \$626,000–\$1.2 million annually in new city revenues.
- ✓ Ensure fair taxation between purchases from Missouri vendors and purchases from online or out-of-state vendors.

DRAFT

What is a use tax?

A use tax is a tax on goods purchased by Missouri residents from out-of-state or online vendors who do not collect Missouri sales tax.



Use Tax \neq Double Tax

A use tax is not a double tax.

The purchaser pays either a sales tax or a use tax, never both. The use tax only applies when sales tax is not being collected.

When does use tax apply?

Use tax only applies to out-of-state purchases where sales tax is not collected at checkout.

- **Use tax applies:**

When buying goods from an out-of-state business that doesn't charge Missouri sales tax.

- **Sales tax applies:**

When buying goods from a Missouri business.

Would I pay local use tax on this purchase?	Yes	No
Groceries, clothing, or goods from local retailers		●
Clothing from Target.com or dog food from Chewy.com		●
Dinner from a local restaurant ordered online		●
Bulk cleaning supplies from an out-of-state wholesale company that did not charge sales tax	●	
A couch ordered from an out-of-state online store like Wayfair.com that did not charge sales tax	●	
Mechanical equipment from an out-of-state business that did not charge sales tax	●	

DRAFT

Why did the City Council put a use tax on the November ballot?



1 Rising Costs

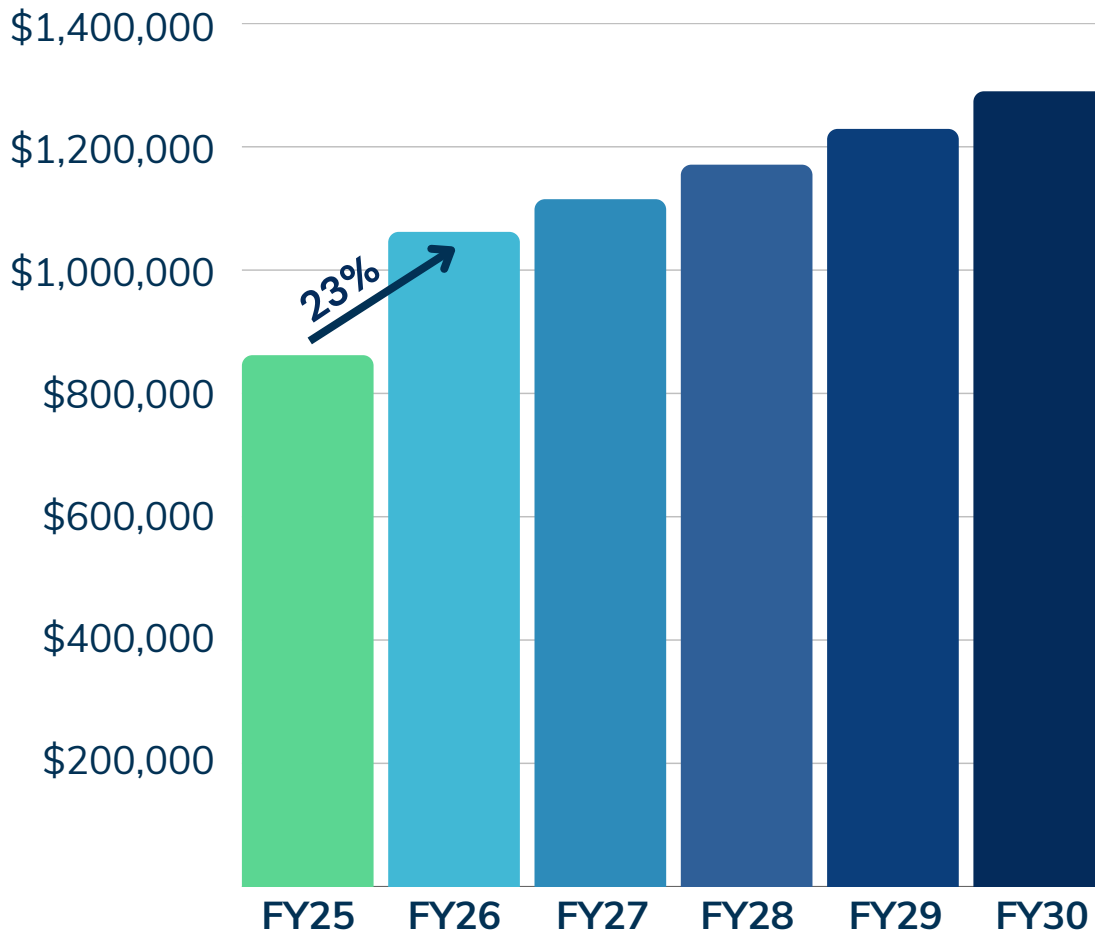
- The cost of providing city services has **increased substantially** over recent years.
- Revenue from a use tax would help cover rising costs, such as the 23% increase in trash service expenses under the new trash contract.

DRAFT

1 Rising Costs



Trash & Recycling Total Annual Cost



Previous Contract

FY25 = \$862,401

New 5-Year Contract

FY26 = \$1,062,156

FY27 = \$1,115,414

FY28 = \$1,171,094

FY29 = \$1,229,800

FY30 = \$1,290,928

DRAFT

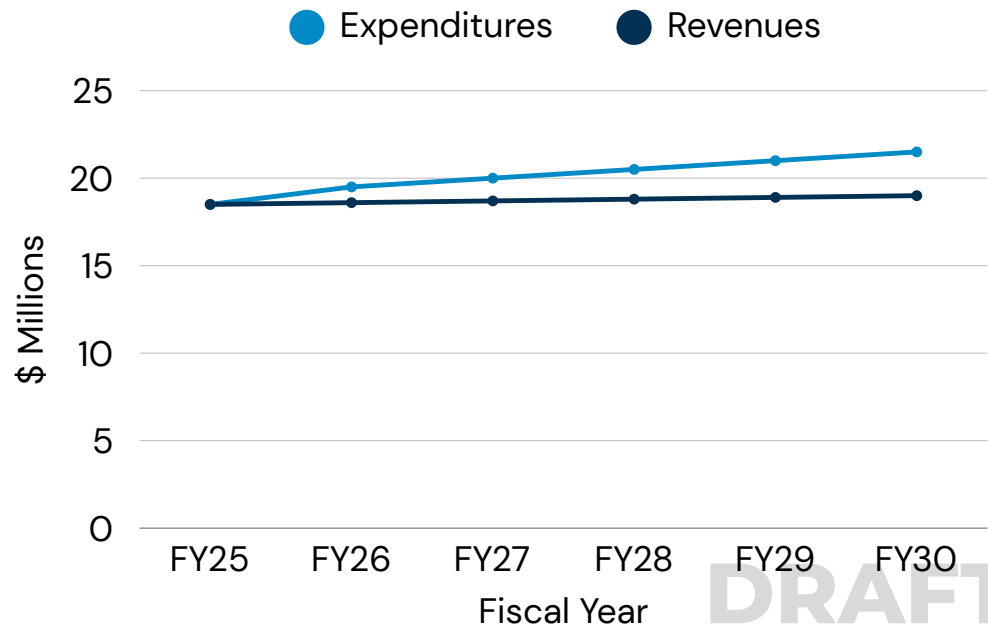
Why did the City Council put a use tax on the November ballot?



2 Flat Revenues

- City revenue growth has remained flat, while costs have increased.
- Proposition 1 could generate up to **\$1.2 million** per year.

General Fund 5-Year Projections



DRAFT

Why did the City Council put a use tax on the November ballot?



3 Fair Taxation

- There's a growing trend of people shopping online instead of in stores, reducing sales tax revenues available to fund city services.
- **The use tax helps create a level playing field for local businesses**, ensuring that purchases from out-of-state or online vendors are taxed at the same rate as purchases from Missouri vendors.

DRAFT

Use Tax Numbers to Know

1.25%
Use Tax Rate

If approved, the City's local use tax rate would be **1.25%**, equal to Creve Coeur's local sales tax rate.

\$626K
-\$1.2M
Estimated Revenue

The City estimates annual revenue from the use tax could range from **\$626,000 to \$1.2 million**. A majority of that revenue is expected to come from large commercial businesses making out-of-state purchases.

54/81
Local Municipalities




54 out of 81 municipalities in St. Louis County have a local use tax in place.

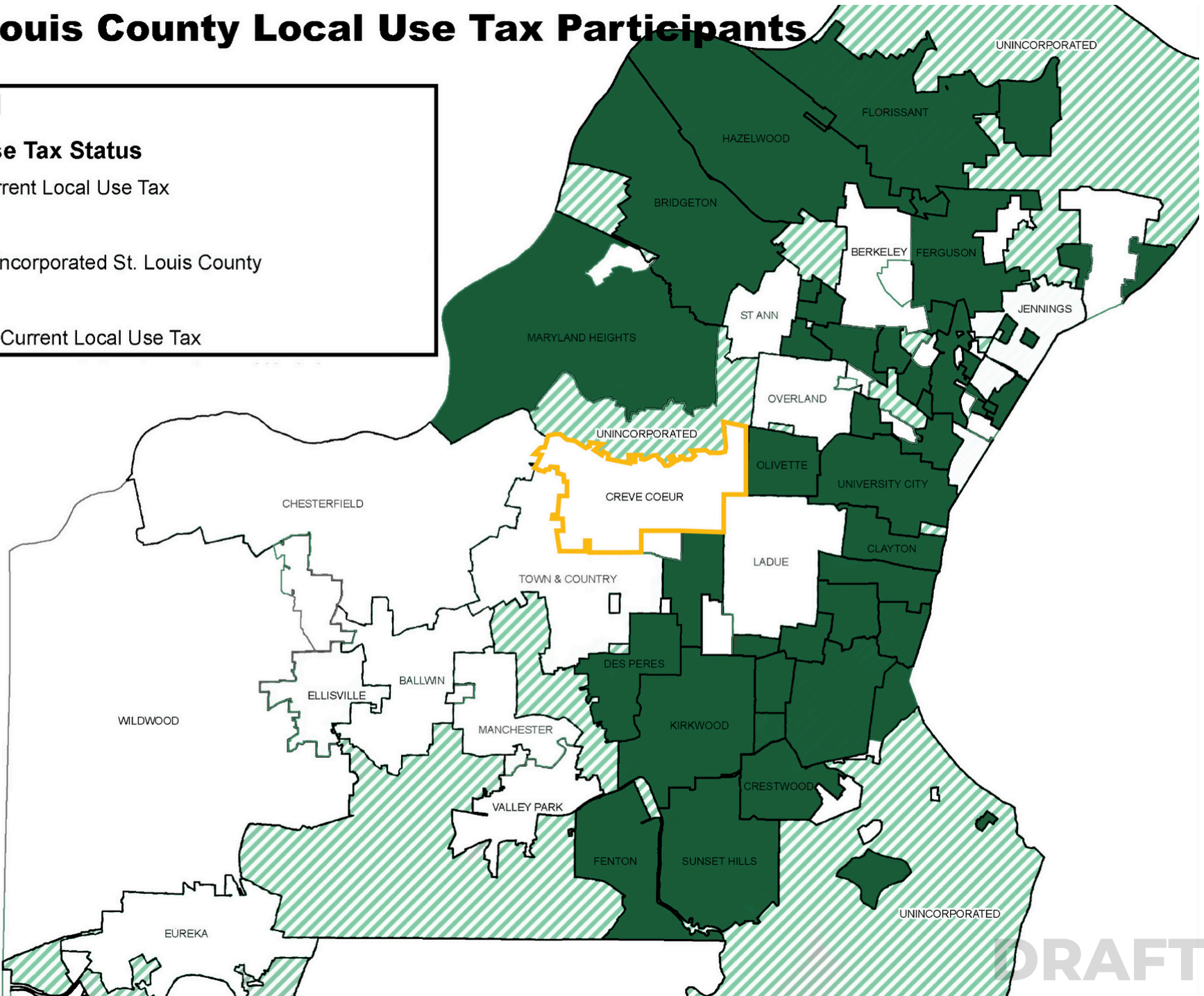
DRAFT

St. Louis County Local Use Tax Participants

Legend

Local Use Tax Status

-  Current Local Use Tax
-  Unincorporated St. Louis County
-  No Current Local Use Tax



DRAFT



Proposition 1

Creve Coeur Local Use Tax

VOTE NOVEMBER 4

DRAFT



MEMORANDUM

DATE: August 19, 2025
TO: Sharon Stott, Interim City Administrator
FROM: Lori Obermoeller, Director of Finance
SUBJECT: Fourth Quarter FY 2025 Financial Analysis

Attached is the financial report for the General Fund, the Municipal Enterprise Fund, the Capital Fund, the Park & Stormwater Fund, the Sewer Lateral Fund and the Public Safety Fund for the 4th quarter of FY 2025. Some of the fluctuations in both revenues and expenditures worth discussion are as follows:

1. General Fund

a. Revenues

Overall, revenues for FY 2025 are \$108,227 less than revenues for the same time period in FY 2024. Below are some of the revenue sources that are worth mentioning:

- Sales Tax is down \$175,492 (3%) from FY 2024.
- Utility Taxes are \$97,636 (1.5%) less than FY 2024 with most of this due to a decrease in Video Service Provider Fees and Telephone Receipts.
- Intergovernmental is up \$131,345 (6.2%), primarily due to higher Opioid Settlement Revenue—driven by additional companies joining the settlement—and an increase in Gasoline Tax revenue. The Gasoline Tax is up 10.5%, reflecting the scheduled five-year rate adjustments, with the final increase set for July 1, 2025.
- Licenses & Permits are \$254,502 (17.6%) higher than last year due to a site improvement permit for the Olia Village project in FY 2025 and \$31,000 increase in business licenses as a result of the compliance audit we did this fiscal year.
- Interest Revenue is up \$233,627 (25%) over FY 2024 due to maturing investments from the laddered portfolio being reinvested at higher interest rates, even though overall interest rates have been declining over the past year.
- Other Revenues are up \$138,963 (22.6%) compared to last year, primarily due to a one-time WCDC Distribution of Reserve Funds in the amount of \$211,804.

b. Expenditures

General Fund expenditures are \$448,488 (2.6%) higher than the same period in FY 2024. This year's increase reflects the City's July 1, 2024 implementation of an average 7% salary adjustment and the fact that the City is now nearly fully staffed. The increase appears smaller than it otherwise would because FY 2024 included a one-time \$826,000 General Fund payment toward the \$2.4 million COLA for the Legacy Pension Plan (\$1.6 million was funded through the Public Safety Fund). Excluding this one-time cost from the prior year, current expenditures would show a year-over-year increase of \$1,276,378, or 7.8%.

For FY 2025, the budget projects a surplus of \$914,554. At this point in the year, however, the surplus stands at \$2,065,755, driven by lower-than-anticipated expenditures and higher-than-expected revenues, particularly from building permits, site plans, and forfeited escrows.

2. Municipal Enterprise Fund

a. Revenues

Overall, Revenues for the Enterprise Fund are up \$165,746 (10.4%) more than what was received through the fourth quarter of FY 2024. Ice is the primary reason for this increase.

b. Expenditures

Expenditures are \$69,496 (5%) higher than last year, primarily due to increased salaries, an \$8,000 emergency golf cart repair, and approximately \$8,000 more in part-time staffing costs in Golf Maintenance. The increase in part-time expenditures reflects improved hiring this year, compared to previous years when staffing was a challenge.

We budgeted a surplus of \$27,704 for FY 2025, and we are currently at a surplus of \$305,126.

3. Capital Fund

a. Revenues

Capital Fund revenues decreased by \$3,043,462 over the previous year. This decrease was primarily driven by ARPA Funds which were received in FY 2024 to cover Street Projects and the Ice Area Refrigerant Switchover.

b. Expenditures

Expenditures are \$28,260 less than last year at this time.

We have budgeted a \$3.9M deficit for FY 2025, primarily due to the carryover of several projects from FY 2024. Key contributors to this carryover include \$1.7M for the Ice Rink Switchover, \$1.6M for Concrete Replacement, \$520K for New Ballas Road and Sidewalk Improvements, and \$380K for four pieces of equipment for Public Works. Despite the current

\$2.2M deficit, the Capital Fund will end the fiscal year slightly better than expected due to the timing of projects getting completed.

4. Parks & Stormwater Fund

a. Revenues

Revenues for the Parks and Stormwater Fund are \$39,972 less than last year.

b. Expenditures

Expenditures are \$1,614,683 less than last year due to timing of projects.

We currently have a budgeted deficit of \$2,487,797 for FY 2025, primarily due to the carryover of \$660,000 for the Venable Park Tennis Court Project and over \$364,000 for two Stormwater Projects from FY 2024, along with an additional \$1.4 million budgeted for projects in FY 2025. Despite the budgeted deficit, we are currently showing a surplus of \$402,611 for the fiscal year.

5. Sewer Lateral Fund

c. Revenues

Sewer Lateral Revenues are \$4,429 over last year.

d. Expenditures

Expenditures are \$46,084 less than last year, due to a decrease in reimbursement requests.

Overall, the Sewer Lateral Fund was budgeted with a deficit of \$33,738. We are at a deficit of \$13,881.

6. Public Safety Fund

e. Revenues

The Public Safety Sales Tax revenues are \$124,376 more than last year at this time. Sales tax revenue is up \$142,627 with most of this due to the new marijuana sales tax that that City started receiving January 2024. Interest revenue is down \$28,251.

f. Expenditures

Expenditures are \$1,652,003 lower than last year, largely due to the \$1,561,241 spent in FY 2024 on implementing a COLA for the Legacy Pension Plan.

All of the operational expenditures for the new police building are in this fund and 20% of the public safety sales tax will go towards the pension payment. In addition, \$799,822 was transferred to the General Fund to cover the \$284,421 for Public Safety Pension Costs and \$515,401 for the ongoing costs of moving the police officers to 12-hour shifts in FY 2019, police market equity adjustment in FY 2022, police market equity/step program/probationary completion bonus in FY 2023, and market equity for steps in FY 2025.

For FY 2025, we have a budgeted surplus of \$59,816 in the Public Safety Fund. Currently, there is a surplus of \$240,101.

It should be noted that the figures for this report are preliminary for FY 2025. Additional revenues and expenditures will be recorded to the funds as additional revenues come in and additional bills are paid. Even with those additional unrecorded revenues and expenditures, I do not anticipate substantial changes in the operating results.

Also attached is the Investment report. The 1st, 2nd and 3rd pages include Pooled Fund money, which includes the General Fund, Capital Fund, Parks & Stormwater, Sewer Lateral and Public Safety Fund. The last part of the 3rd page is for Escrow funds. You will also notice that each section is sorted by Maturity Date with the earliest maturity being listed 1st. The last part of the 3rd page lists who we purchased the investments from, and as you can see, all of them are currently purchased through Multi-Bank Securities (MBS) with the investment being held at Pershing.

I would be pleased to respond to any questions.



City of Creve Coeur
Statement of Revenues and Expenditures
As of June 30, 2025
FY 2025

	2025 Annual Budget	2025 Adjusted Budget	2025 4th Qtr YTD	Variance YTD to Adjusted Fav/(Unfav)	YTD As % of Adjusted Budget	2024 4th Qtr YTD	Variance 2024 to 2025 YTD Fav/(Unfav)	2024 YTD As % of 2024 Budget
General Fund Revenues:								
Property Taxes	824,867	824,867	790,265	(34,602)	95.8%	783,502	6,763	95.0%
Sales Tax	5,768,377	5,768,377	5,709,867	(58,510)	99.0%	5,885,359	(175,492)	97.2%
Utility Taxes	6,485,294	6,485,294	6,239,769	(245,525)	96.2%	6,337,405	(97,636)	101.1%
Intergovernmental	2,211,471	2,211,471	2,236,274	24,803	101.1%	2,104,929	131,345	98.7%
Licenses and Permits	1,160,320	1,160,320	1,696,994	536,674	146.3%	1,442,493	254,502	125.3%
Charges for Municipal Services	64,000	64,000	78,401	14,401	122.5%	59,148	19,253	113.7%
Municipal Court	532,270	532,270	407,847	(124,423)	76.6%	479,610	(71,763)	121.8%
Interest Revenue	750,000	750,000	932,338	182,338	124.3%	698,711	233,627	155.3%
Other Revenues	361,504	361,504	752,676	391,172	208.2%	613,713	138,963	204.0%
Total Revenues	18,158,103	18,158,103	18,844,431	686,328	103.8%	18,404,869	439,562	104.4%
General Fund Expenditures:								
Legislative Services	283,720	283,720	274,737	8,983	96.8%	248,344	(26,393)	103.1%
Legal Services	185,548	185,548	163,900	21,648	88.3%	169,777	5,877	88.1%
Administrative Services	839,091	839,091	804,720	34,371	95.9%	750,736	(53,984)	101.1%
Municipal Court	319,523	319,523	292,752	26,771	91.6%	282,162	(10,591)	96.5%
Finance Department	635,103	635,103	583,164	51,939	91.8%	586,512	3,348	100.0%
InterDepartmental	623,047	623,047	640,390	-17,343	102.8%	1,213,401	573,011	97.9%
Information Systems	280,294	280,294	273,597	6,697	97.6%	244,871	(28,726)	91.1%
Community Services	160,486	160,486	144,069	16,417	89.8%	158,000	13,931	101.8%
Maint. of Municipal Prop.	302,071	327,071	324,230	2,841	99.1%	272,080	(52,150)	89.6%
Police Department	8,655,922	8,916,477	8,787,651	128,826	98.6%	8,316,580	(471,070)	94.6%
Public Works - Admin.	657,804	657,804	676,058	-18,254	102.8%	578,803	(97,255)	94.0%
Street Maintenance	1,843,010	1,818,010	1,771,865	46,145	97.5%	1,609,460	(162,404)	93.3%
Health and Environment	874,900	874,900	863,043	11,857	98.6%	830,236	(32,807)	94.9%
Park Maintenance	719,734	719,734	713,807	5,927	99.2%	637,499	(76,308)	100.4%
Community Dev.-Administration	526,532	526,532	352,187	174,345	66.9%	440,134	87,948	115.6%
Community Dev.-Building Div.	910,158	942,029	978,326	-36,297	104%	857,411	(120,915)	89.2%
Total Expenditures	17,816,943	18,109,369	17,644,496	464,874	97.4%	17,196,008	(448,488)	101.1%
Total Oper. Surplus (Deficit)	341,160	48,734	1,199,935	1,151,202		1,208,861	(8,926)	
Transfr In From Other Funds	1,365,820	1,365,820	1,365,820	0		954,040	411,780	
Transfers To Other Funds	500,000	500,000	500,000	0		2,139,305	1,639,305	
	865,820	865,820	865,820	0		-1,185,265	-1,227,525	
Operating Revenues Over (under) Expenditures	1,206,980	914,554	2,065,755	1,151,202		23,596	(1,236,451)	



City of Creve Coeur
Statement of Revenues and Expenditures
As of June 30, 2025
FY 2025

	2025 Annual Budget	2025 Adjusted Budget	2025 4th Qtr YTD	Variance YTD to Adjusted Fav/(Unfav)	YTD As % of Adjusted Budget	2024 4th Qtr Actual	Variance 2024 to 2025 YTD Fav/(Unfav)	2024 YTD As % of 2024 Budget
<u>Municipal Enterprise Fund Revenues:</u>								
Golf Course	595,849	595,849	721,037	125,188	121.0%	721,843	(806)	130.9%
Food Service	60,500	60,500	88,902	28,402	146.9%	80,036	8,866	133.8%
Ice Arena	837,274	837,274	946,589	109,315	113.1%	788,903	157,686	100.6%
Total Revenue	1,493,623	1,493,623	1,756,528	262,905	117.6%	1,590,783	165,746	114.0%
<u>Municipal Enterprise Fund Expenditures:</u>								
Golf Course	729,935	729,935	733,281	(3,346)	100.5%	647,422	(85,858)	101.3%
Food Service	55,337	55,337	45,661	9,676	82.5%	48,130	2,468	97.3%
Ice Arena	680,647	680,647	672,461	8,186	98.8%	686,354	13,894	104.4%
Total Expenditures	1,465,919	1,465,919	1,451,402	14,517	99.0%	1,381,906	(69,496)	105.2%
Total Oper. Surplus (Deficit)	27,704	27,704	305,126	277,422		208,876	96,250	
Operating Revenues Over (Under) Expenditures	27,704	27,704	305,126	277,422		208,876	96,250	



**City of Creve Coeur
Statement of Revenues and Expenditures
As of June 30, 2025
FY 2025**

	2025 Annual Budget	2025 Adjusted Budget	2025 4th Qtr YTD	Variance YTD to Adjusted Fav/(Unfav)	YTD As % of Adjusted Budget	2024 4th Qtr YTD	Variance 2024 to 2025 YTD Fav/(Unfav)	2024 YTD As % of 2024 Budget
Capital Improvement Fund Revenues:								
Intergovernmental	2,320,587	2,320,587	2,512,520	191,933	108.3%	2,339,563	172,957	94.7%
Interest Revenue	193,643	193,643	71,453	(122,190)	36.9%	150,556	(79,103)	1673.4%
Other Revenues	3,741,360	3,741,360	746,599	(2,994,761)	20.0%	3,883,916	(3,137,316)	122.7%
Total Revenues	6,255,590	6,255,590	3,330,572	(2,925,018)	53.2%	6,374,034	(3,043,462)	114.3%
Capital Improvement Fund Expenditures:								
Personnel	180,226	180,226	178,676	1,550	99.1%	164,216	(14,461)	100.7%
Operating Expenditures	0	0	1,414	(1,414)	0.0%	205	(1,209)	0.0%
Building & Improvements	240,000	268,820	123,006	145,814	45.8%	286,154	163,148	57.4%
Park Development Projects	30,500	1,791,410	1,783,168	8,242	99.5%	1,381,042	(402,126)	45.6%
Street Overlay/Repair	5,382,300	7,662,490	3,617,002	4,045,488	47.2%	3,538,896	(78,106)	58.0%
Capital Equipment	400,258	779,421	366,099	413,322	47.0%	727,112	361,013	65.7%
Total Expenditures	6,233,284	10,682,368	6,069,365	4,613,003	56.8%	6,097,625	28,260	71.4%
Total Oper. Surplus (Deficit)	22,306	(4,426,778)	(2,738,793)	1,687,985		276,410	(3,015,202)	
Transfer in from Gen. Fund	500,000	500,000	500,000	0		2,139,305	-1,639,305	
Operating Revenues Over (Under) Expenditures	522,306	(3,926,778)	(2,238,793)	1,687,985		2,415,715	(4,654,508)	



**City of Creve Coeur
Statement of Revenues and Expenditures
As of June 30, 2025
FY 2025**

	2025 Annual Budget	2025 Adjusted Budget	2025 4th Qtr YTD	Variance YTD to Adjusted Fav/(Unfav)	YTD As % of Adjusted Budget	2024 4th Qtr YTD	Variance 2024 to 2025 YTD Fav/(Unfav)	2024 YTD As % of 2024 Budget
Park & Stormwater Fund Revenues:								
Intergovernmental	2,858,291	2,858,291	2,952,286	93,995	103.3%	2,746,471	205,815	92.5%
Interest Revenue	227,624	227,624	53,187	(174,437)	23.4%	107,205	(54,019)	428.0%
Other Revenues	281,643	281,643	295,183	13,540	104.8%	486,952	(191,769)	121.7%
Total Revenues	3,367,558	3,367,558	3,300,656	(66,902)	0.0%	3,340,628	(39,972)	0.0%
Park & Stormwater Fund Expenditures:								
Personnel	175,678	175,678	172,029	3,649	97.9%	160,721	(11,307)	109.0%
Operating Expenditures	50	50	913	(863)	0.0%	205	(708)	0.0%
Park Development Projects	2,336,000	3,028,251	1,325,400	1,702,851	43.8%	2,945,392	1,619,992	95.8%
Storm water Projects	1,691,000	2,055,378	800,695	1,254,683	39.0%	810,412	9,717	56.1%
Capital Equipment	30,000	30,000	33,011	(3,011)	110.0%	30,000	(3,011)	0.0%
Total Expenditures	4,232,728	5,289,357	2,332,047	2,957,310	0.0%	3,946,730	1,614,683	0.0%
Total Oper. Surplus (Deficit)	(865,170)	(1,921,799)	968,609	2,890,408		(606,102)	1,574,710	
Transfer out to General Fund	565,998	565,998	565,998	0		582,434	-16,436	
	(565,998)	(565,998)	(565,998)	0		(582,434)	16,436	
Operating Revenues Over (Under) Expenditures	(1,431,168)	(2,487,797)	402,611	2,890,408		(1,188,536)	1,591,146	



City of Creve Coeur
Statement of Revenues and Expenditures
As of June 30, 2025
FY 2025

	2025 Annual Budget	2025 Adjusted Budget	2025 4th Qtr YTD	Variance YTD to Adjusted Fav/(Unfav)	YTD As % of Adjusted Budget	2024 4th Qtr YTD	Variance 2024 to 2025 YTD Fav/(Unfav)	2024 YTD As % of 2024 Budget
Sewer Lateral Fund Revenues:								
Intergovernmental	135,500	135,500	135,028	(472)	99.7%	135,606	(578)	100.1%
Interest Revenue	10,000	10,000	4,644	(5,356)	46.4%	8,495	(3,851)	4247.3%
Total Revenues	145,500	145,500	139,672	(5,828)	96.0%	144,101	(4,429)	106.2%
Sewer Lateral Fund Expenditures:								
Personnel Expenditures	18,738	18,738	18,219	519	97.2%	19,256	1,037	100.5%
Technical & Personal Services	500	500	0	500	0.0%	0	0	0.0%
Sewer Lateral Reimbursements	160,000	160,000	135,333	24,667	84.6%	180,380	45,047	180.4%
Total Expenditures	179,238	179,238	153,552	25,686	85.7%	199,636	46,084	169.7%
Total Oper. Surplus (Deficit)	(33,738)	(33,738)	(13,881)	19,857		(55,535)	41,655	
Operating Revenues Over (Under) Expenditures	(33,738)	(33,738)	(13,881)	19,857		(55,535)	41,655	



	2025 Annual Budget	2025 Adjusted Budget	2025 4th Qtr YTD	Variance YTD to Adjusted Fav/(Unfav)	YTD As % of Adjusted Budget	2024 4th Qtr YTD	Variance 2024 to 2025 YTD Fav/(Unfav)	2024 YTD As % of 2024 Budget
Public Safety Fund Revenues:								
Intergovernmental	1,496,924	1,496,924	1,555,637	58,713	103.9%	1,413,011	142,627	114.4%
Interest Revenue	65,000	65,000	25,213	(39,787)	38.8%	53,464	(28,251)	178.2%
Other Revenues	17,000	17,000	10,000	(7,000)	0.0%	0	10,000	0.0%
Total Revenues	1,578,924	1,578,924	1,590,850	11,926	100.8%	1,466,475	124,376	115.9%
Public Safety Fund Expenditures:								
Personnel Expenditures	0	0	0	0	0.0%	1,772,359	1,772,359	100.0%
Operating Expenditures	380,742	401,827	312,616	89,211	77.8%	303,441	(9,175)	81.0%
Capital Expenditures	252,850	317,460	238,311	79,149	75.1%	127,130	(111,181)	60.6%
Total Expenditures	633,592	719,286	550,927	168,359	76.6%	2,202,930	1,652,003	289.2%
Total Oper. Surplus (Deficit)	945,332	859,638	1,039,923	180,286		(736,455)	1,776,378	
Transfer out to General Fund	799,822	799,822	799,822	0		371,606	(428,216)	
Operating Revenues Over (Under) Expenditures	145,510	59,816	240,101	180,286		(1,108,061)	1,348,162	

Investments - June 30, 2025

POOLED FUNDS (GENERAL FUND, CAPITAL, P&S, SEWER LATERAL, PUBLIC SAFETY)

Investment	CUSIP Tracking #	Instrument	Holder	Quantity	Premium / Discount	Principal	Market Value	YTM	Purchase Date	Maturity Date	Call Date	Years
FHLB	3130ANJV3	US Govt Bonds	MBS	350,000.00		350,000.00		0.750%	9/9/2021	12/26/2025		4.3
FHLB	3130ALZM9	US Govt Bonds	MBS	500,000.00		500,000.00		1.030%	4/29/2021	4/29/2026		5.0
FFCB	3133ENWF3	US Govt Bonds	MBS	500,000.00		500,000.00		3.550%	5/11/2022	5/11/2026		4.0
FHLB	3130AMU75	US Govt Bonds	MBS	1,000,000.00		1,000,000.00		0.900%	6/30/2021	6/26/2026		4.11
FHLB	3130ANE30	US Govt Bonds	MBS	500,000.00		500,000.00		0.500%	7/29/2021	7/29/2026		5.0
FHLB	3130ANRT9	US Govt Bonds	MBS	500,000.00		500,000.00		0.550%	9/14/2021	8/25/2026		4.11
FFCB	3133EM3Y6	US Govt Bonds	MBS	500,000.00		500,000.00		0.930%	9/2/2021	9/1/2026		4.11
FHLB	3130AQHS5	US Govt Bonds	MBS	245,000.00		245,000.00		1.250%	1/28/2022	1/28/2027		5.0
FHLB	3130ARAH4	US Govt Bonds	MBS	500,000.00		500,000.00		2.350%	3/29/2022	3/29/2027		5.0
FFCB	3133ENYA2	US Govt Bonds	MBS	500,000.00		500,000.00		3.450%	6/6/2022	6/1/2027		4.11
Total Pooled Fund US Govt Bonds				5,095,000.00	-	5,095,000.00						

POOLED FUNDS (GENERAL FUND, CAPITAL, P&S, SEWER LATERAL, PUBLIC SAFETY)

Investment	CUSIP Tracking #	Instrument	Holder	Quantity	Premium / Discount	Principal	Market Value	YTM	Purchase Date	Maturity Date	Call Date	Years
Discover Bk	254673F68			245,000.00		245,000.00		3.100%	6/1/2022	6/2/2025		3.0
Ally Bk	02007GRY1			245,000.00		245,000.00		3.050%	6/2/2022	6/2/2025		3.0
Axiom Bk	05464LBS9			245,000.00		245,000.00		0.750%	12/14/2021	6/13/2025		3.5
Sallie Mae	795451BQ5	CD	MBS	245,000.00		245,000.00		3.400%	7/6/2022	7/7/2025		3.0
Trustone Finl CU	89841MAE7	CD	MBS	245,000.00		245,000.00		3.250%	7/19/2022	7/21/2025		3.0
Credit UN of TX	22551KAB8	CD	MBS	245,000.00		245,000.00		3.300%	7/22/2022	7/22/2025		3.0
Luana Svgs Bank	549104WP8	CD	MBS	245,000.00		245,000.00		0.350%	2/19/2021	8/19/2025		4.6
Ufirst Fed Cr Un	902684AA7	CD	MBS	245,000.00		245,000.00		4.700%	2/22/2023	8/22/2025		2.6
Mountain Amer Fed CU	62384RAL0	CD	MBS	245,000.00		245,000.00		3.500%	8/31/2022	8/29/2025		2.11
Connex Cr Un	208212AY6	CD	MBS	245,000.00		245,000.00		3.500%	8/31/2022	8/29/2025		2.11
Skyone Fed Cr Un	83088XAD0	CD	MBS	245,000.00		245,000.00		3.600%	8/30/2022	9/1/2025		3.0
Flagstar Bk	33847GJX1	CD	MBS	244,000.00		244,000.00		4.900%	7/25/2024	9/25/2025		1.2
Great Southn Bk	39120VTB0	CD	MBS	245,000.00		245,000.00		4.500%	10/20/2022	10/20/2025		3.0
Sharonview Fed CU	819866BR4	CD	MBS	245,000.00		245,000.00		5.000%	10/31/2022	10/31/2025		3.0
Barclays Bk	06740KNT0	CD	MBS	245,000.00		245,000.00		1.000%	12/15/2021	12/15/2025		4.0
Connexus Cr Un	20825WAQ3	CD	MBS	245,000.00		245,000.00		1.050%	12/23/2021	12/23/2025		4.0
JPMorgan Chase Bk	48128UXU8	CD	MBS	245,000.00	-	245,000.00		0.500%	1/22/2021	1/22/2026		5.0
Coastlife Cr Un	19058LAB0	CD	MBS	245,000.00		245,000.00		4.650%	2/13/2023	2/13/2026		3.0
Raiz FCU	75102EAF5	CD	MBS	245,000.00		245,000.00		4.650%	2/17/2023	2/17/2026		3.0
BMO Harris BK	05600XBY5	CD	MBS	245,000.00		245,000.00		0.550%	2/18/2021	2/18/2026		5.0
State Bank India Chicago	856283S49	CD	MBS	245,000.00	-	245,000.00		0.650%	2/25/2021	2/25/2026		5.0
Live Oak Bkg Co	538036NY6	CD	MBS	245,000.00	-	245,000.00		0.750%	3/16/2021	3/16/2026		5.0
City of Boston Cr Un	178581AD6	CD	MBS	245,000.00		245,000.00		0.450%	3/30/2021	3/30/2026		5.0
Bankunited Natl	066519QT9	CD	MBS	245,000.00	-	245,000.00		0.950%	3/31/2021	3/31/2026		5.0
Eaglemark Svgs Bank	27004PBD4	CD	MBS	245,000.00		245,000.00		0.700%	4/7/2021	4/7/2026		5.0
Clearpath Fed Cr Un	18507MAB7	CD	MBS	248,000.00		248,000.00		5.100%	4/26/2023	4/27/2026		3.0
Sunwest Bk	86804DCW6	CD	MBS	245,000.00		245,000.00		0.700%	4/30/2021	4/30/2026		5.0
Denver Svgs Bk	249398BY3	CD	MBS	245,000.00		245,000.00		0.700%	5/5/2021	5/5/2026		5.0
Greenstate Cr UN	39573LBL1	CD	MBS	245,000.00		245,000.00		0.900%	6/16/2021	6/16/2026		5.0
Medallion Bank	58404DKV2	CD	MBS	245,000.00		245,000.00		0.800%	6/30/2021	6/30/2026		5.0
Toyota Finl Svgs Bk	89235MLC3	CD	MBS	245,000.00		245,000.00		0.950%	7/12/2021	7/15/2026		5.0
Marine Fed Cr Un	56824JAX2	CD	MBS	245,000.00		245,000.00		4.600%	7/30/2024	7/30/2026		2.0
Bank Newport	06647JAV6	CD	MBS	245,000.00		245,000.00		3.500%	8/3/2022	8/3/2026		4.0
DR Bank CTF	23344RAE7	CD	MBS	245,000.00		245,000.00		3.600%	9/9/2022	9/9/2026		4.0

Investments - June 30, 2025

POOLED FUNDS (GENERAL FUND, CAPITAL, P&S, SEWER LATERAL, PUBLIC SAFETY)

Investment	CUSIP Tracking #	Instrument	Holder	Quantity	Premium / Discount	Principal	Market Value	YTM	Purchase Date	Maturity Date	Call Date	Years
Texas Exchange Bank	88241TLX6	CD	MBS	129,000.00		129,000.00		1.050%	10/8/2021	10/8/2026		5.0
Synchrony Bank	87164YE34	CD	MBS	245,000.00		245,000.00		1.000%	10/22/2021	10/22/2026		5.0
Institution For Svgs	45780PAZ8	CD	MBS	245,000.00		245,000.00		1.000%	10/28/2021	10/28/2026		5.0
Merrick Bk South	59013KNY8	CD	MBS	245,000.00		245,000.00		0.900%	10/29/2021	10/29/2026		5.0
Jonesboro St Bk	48040PKT1	CD	MBS	245,000.00		245,000.00		0.750%	11/5/2021	11/5/2026		5.0
Capital One Bk	14042TDW4	CD	MBS	245,000.00		245,000.00		1.100%	11/17/2021	11/17/2026		5.0
Community Bk	203485AC1	CD	MBS	245,000.00		245,000.00		1.150%	12/22/2021	12/22/2026		5.0
Rogue Cr Un	77535MA;7	CD	MBS	245,000.00		245,000.00		5.050%	1/20/2023	1/20/2027		4.0
Metro Cr Un	59161YAP1	CD	MBS	245,000.00		245,000.00		1.700%	2/18/2022	2/18/2027		5.0
Austin Telco Fed Cr Un	052392EL7	CD	MBS	245,000.00		245,000.00		4.350%	2/28/2025	3/1/2027		2.0
M1 Bk	55316CDM5	CD	MBS	245,000.00		245,000.00		4.050%	3/31/2025	3/31/2027		2.0
Valley Natl Bk	919853LA7	CD	MBS	244,000.00		244,000.00		4.600%	4/2/2024	4/2/2027		3.0
Tompkins Cmnty Bk	88990AAL8	CD	MBS	245,000.00		245,000.00		4.000%	4/2/2025	4/2/2027		2.0
Oriental Bk	68621KDH1	CD	MBS	245,000.00		245,000.00		4.000%	4/7/2025	4/7/2027		2.0
First Southwest Bk	33647BAH8	CD	MBS	199,000.00		199,000.00		4.000%	4/15/2025	4/15/2027		2.0
Generations Bank	37149CBN6	CD	MBS	245,000.00		245,000.00		3.900%	5/5/2025	5/5/2027		2.0
First State Bk	33650TAQ3	CD	MBS	245,000.00		245,000.00		3.900%	5/13/2025	5/13/2027		2.0
CIBC Bk	12547CBF4	CD	MBS	244,000.00		244,000.00		4.450%	5/16/2023	5/14/2027		3.11
Univest Natl Bk	91527PBZ9	CD	MBS	245,000.00		245,000.00		4.500%	5/16/2023	5/17/2027		4.0
United Bankers Bk	909557LM0	CD	MBS	245,000.00		245,000.00		4.200%	2/28/2025	5/28/2027		2.3
West Town Bk & Tr	956310BN5	CD	MBS	245,000.00		245,000.00		5.250%	6/16/2023	6/16/2027		4.0
First Technology	33715LDZ0	CD	MBS	245,000.00		245,000.00		3.600%	7/15/2022	7/15/2027		5.0
Pittsburgh City Hall	72500MAA3	CD	MBS	245,000.00		245,000.00		3.600%	8/16/2022	8/16/2027		5.0
Chartway Fed Cr Un	16141BAQ4	CD	MBS	245,000.00		245,000.00		5.000%	9/8/2023	9/8/2027		4.0
National Bk	633368HS7	CD	MBS	245,000.00		245,000.00		4.000%	4/16/2025	10/18/2027		2.6
Utah First Fed Cr Un	91739JAC9	CD	MBS	245,000.00		245,000.00		5.200%	10/30/2023	10/29/2027		3.11
Bank Five Nine	062119BX9	CD	MBS	245,000.00		245,000.00		4.300%	5/19/2023	11/19/2027		4.6
American Bank	024334AQ7	CD	MBS	245,000.00		245,000.00		4.000%	6/20/2025	12/20/2027		2.6
Fist Carolina Bk	31944MEW1	CD	MBS	245,000.00		245,000.00		4.000%	6/27/2025	12/27/2027		2.6
Ledyard Natl Bank	523343AC5	CD	MBS	244,000.00		244,000.00		4.150%	12/29/2023	12/29/2027		4.0
UBS Bk	90355GJX5	CD	MBS	245,000.00		245,000.00		4.050%	12/29/2023	12/29/2027		4.0
Wells Fargo Bk	949764KW3	CD	MBS	245,000.00		245,000.00		4.100%	1/17/2024	1/18/2028		4.0
Farmers St Bank	31033MBQ9	CD	MBS	244,000.00		244,000.00		4.100%	1/22/2025	1/24/2028		3.0
Gbank Las Vegas	36830MBB	CD	MBS	245,000.00		245,000.00		4.100%	1/24/2025	1/24/2028		3.0
BNY Mellon	05584CLD6	CD	MBS	230,000.00		230,000.00		4.000%	1/29/2024	1/31/2028		4.0
Lafayette Fed Cr Un	50625LBY8	CD	MBS	245,000.00		245,000.00		4.100%	3/28/2025	3/28/2028		3.0
Amerant Bk	02357QCL9	CD	MBS	245,000.00		245,000.00		4.050%	3/28/2025	3/28/2028		3.0
Promiseone Bk	74348HAP3	CD	MBS	245,000.00		245,000.00		3.900%	3/31/2025	3/31/2028		3.0
Citizens Dep Bk	17153FDF6	CD	MBS	245,000.00		245,000.00		4.000%	4/17/2025	4/17/2028		3.0
United FID Bk	910286HS5	CD	MBS	245,000.00		245,000.00		0.073%	4/19/2024	4/19/2028		4.0
Tucson Fed Cr Un	898812AH5	CD	MBS	245,000.00		245,000.00		3.850%	4/30/2025	4/28/2028		2.11
First Citizens Natl Bk	37149CBN6	CD	MBS	245,000.00		245,000.00		3.850%	5/7/2025	5/8/2028		3.0
CIBM Bk	12545JBB0	CD	MBS	245,000.00		245,000.00		5.000%	5/17/2023	5/17/2028		5.0
Dort Finl Cr Un	25844MAW8	CD	MBS	245,000.00		245,000.00		4.350%	5/24/2023	5/24/2028		5.0
First St Bk & Tr	33651PAZ0	CD	MBS	245,000.00		245,000.00		3.900%	6/6/2025	6/6/2028		3.0
Star Bank	85508VVK4	CD	MBS	245,000.00		245,000.00		3.950%	6/20/2025	6/20/2028		3.0
Global Fed Cr Un	37892MAX2	CD	MBS	245,000.00		245,000.00		4.200%	6/30/2025	6/30/2028		3.0
Farmers & Merchants Bank	307811LN7	CD	MBS	245,000.00		245,000.00		4.050%	1/28/2025	7/28/2028		3.6
American B,	02437PAV5	CD	MBS	245,000.00		245,000.00		4.150%	7/30/2024	7/31/2028		4.0
United Natl Bk	91103MDY9	CD	MBS	245,000.00		245,000.00		4.100%	7/30/2024	7/31/2028		4.0
TC Fed Bk	87227MAJ4	CD	MBS	245,000.00		245,000.00		4.150%	2/7/2025	8/7/2028		3.6
Baxter Cr Un	07181JBB9	CD	MBS	245,000.00		245,000.00		4.900%	8/22/2023	8/22/2028		5.0

Investments - June 30, 2025

POOLED FUNDS (GENERAL FUND, CAPITAL, P&S, SEWER LATERAL, PUBLIC SAFETY)

Investment	CUSIP Tracking #	Instrument	Holder	Quantity	Premium / Discount	Principal	Market Value	YTM	Purchase Date	Maturity Date	Call Date	Years
Celtic Bank	15118RT49	CD	MBS	245,000.00		245,000.00		4.000%	12/20/2024	12/20/2028		4.0
Community Resource Cr Un	20403MAC6	CD	MBS	245,000.00		245,000.00		4.150%	1/22/2025	1/22/2029		4.0
Northfield Bk	66612AJH2	CD	MBS	245,000.00		245,000.00		4.100%	1/22/2025	1/22/2029		4.0
Clearwater Fed Cr Un	185189AC1	CD	MBS	245,000.00		245,000.00		4.150%	1/24/2025	1/24/2029		4.0
USAlliance FCU	90352RDM4	CD	MBS	245,000.00		245,000.00		4.150%	1/31/2025	1/31/2029		4.0
Forbright Bk	34520LBL6	CD	MBS	245,000.00		245,000.00		4.200%	2/12/2025	2/12/2029		4.0
BMW Bk	02157RAA5	CD	MBS	244,000.00		244,000.00		4.450%	2/28/2025	2/28/2029		4.0
Peoples Bk	71050LBT9	CD	MBS	244,000.00		244,000.00		4.250%	4/14/2024	4/17/2029		5.0
SCE Fed Cr Cun	78413RAR8	CD	MBS	245,000.00		245,000.00		4.250%	4/17/2024	4/17/2029		5.0
Pioneer BK	723602BT4	CD	MBS	245,000.00		245,000.00		3.750%	5/15/2025	5/15/2029		4.0
First Premier Bk	33610RWL3	CD	MBS	245,000.00		245,000.00		3.950%	5/20/2025	5/21/2029		4.0
First Fed Svgs & Loan	318520AP8	CD	MBS	245,000.00		245,000.00		4.000%	6/25/2025	6/25/2029		4.0
Mid American Cr Un	59522NAT1	CD	MBS	245,000.00		245,000.00		4.100%	6/30/2025	6/29/2029		3.11
Morgan Stanley	61768E6N8	CD	MBS	244,000.00		244,000.00		4.550%	7/3/2024	7/3/2029		5.0
Altaone Fed Cr Un	02157RAA5	CD	MBS	245,000.00		245,000.00		4.450%	7/19/2024	7/19/2029		5.0
Magyar Bk	55977RCD3	CD	MBS	244,000.00		244,000.00		4.100%	7/30/2024	7/30/2029		5.0
Nicolet Natl Bk	654062LZ9	CD	MBS	245,000.00		245,000.00		4.100%	7/31/2024	7/31/2029		5.0
Leaders Cr Un	52171MAN5	CD	MBS	245,000.00		245,000.00		4.000%	8/30/2024	8/30/2029		5.0
Third Fed Svgs & Ln	8413QGP7	CD	MBS	245,000.00		245,000.00		4.000%	12/18/2024	12/18/2029		5.0
Malaga Bk	56102ABX3	CD	MBS	245,000.00		245,000.00		3.950%	12/27/2024	12/27/2029		5.0
Freedom Northwest Cr Un	356436AV7	CD	MBS	245,000.00		245,000.00		4.150%	12/30/2024	12/31/2029		5.0
First Bank of the Lake	31925YCB6	CD	MBS	245,000.00		245,000.00		4.050%	12/31/2024	12/31/2029		5.0
Eaglebank	27002YGZ3	CD	MBS	245,000.00		245,000.00		4.100%	1/24/2025	1/24/2030		5.0
Goldman Sachs Bk	38150VM22	CD	MBS	244,000.00		244,000.00		4.150%	1/28/2025	1/28/2030		5.0
Truxton Tr Co	89846HDT7	CD	MBS	245,000.00		245,000.00		4.100%	2/14/2025	2/14/2030		5.0
Customers Bk	23204HQU5	CD	MBS	245,000.00		245,000.00		4.250%	2/28/2025	2/26/2030		4.11
Morgan Stanley	61690DS33	CD	MBS	245,000.00		245,000.00		0.160%	2/28/2025	2/26/2030		4.11
American Express Natl Bk	02589AGU0	CD	MBS	244,000.00		244,000.00		4.250%	3/5/2025	3/5/2030		5.0
Western Bk	95960NLA3	CD	MBS	245,000.00		245,000.00		4.250%	3/25/2025	3/25/2030		5.0
First Natl Bk	32110YT54	CD	MBS	245,000.00		245,000.00		3.900%	4/30/2025	4/30/2030		5.0
Poppy Bank	73319FDY2	CD	MBS	245,000.00		245,000.00		4.000%	6/17/2025	6/17/2030		5.0
Security First Bk	81425PBY6	CD	MBS	245,000.00		245,000.00		3.950%	6/18/2025	6/18/2030		5.0
Ultima Bk	90385LEC9	CD	MBS	245,000.00		245,000.00		3.900%	6/18/2025	6/18/2030		5.0
Total Pooled Fund CDs				28,235,000.00	-	28,235,000.00						

ESCROW FUND

Investment	CUSIP Tracking #	Instrument	Holder	Quantity	Premium / Discount	Principal	Market Value	YTM	Purchase Date	Maturity Date	Call Date	Years
Bank of America	06051XCB6	CD	MBS	244,000.00		244,000.00		4.800%	4/4/2024	4/6/2026		2.0
First Merchants Bk	32082BFS3	CD	MBS	244,000.00		244,000.00		4.800%	6/28/2024	6/29/2026		2.0
FFB Bk	30191MAL1	CD	MBS	245,000.00		245,000.00		4.000%	11/27/2024	11/27/2026		2.0
Total Escrow Fund				978,000.00	-	978,000.00						

Total Investments by Holder	FHN	-
	MBS	34,308,000.00
	MOSIP	-
	TOTAL INVESTMENTS	34,308,000.00



**City of Creve Coeur
Finance Committee
FY2026 Meeting Schedule
Meeting Time 4:00 PM to 5:30 PM**

DATE	TOPIC
August 26, 2025	Nominate Chair & Committee Liaisons Review PAFR Publication Olive/Graeser TDD Review (every 3 years) 4 th Quarter Financials and Year-End
October 28, 2025	Review of 1 st Quarter Financials, Further Discussion of Revenue Options
January 27, 2026	Review of 2nd Quarter Financials, Review of Financial Policies
March 9, 2026	Joint Work Session with City Council to Review Proposed 5-Year Capital Plan
March 23, 2026	Joint Work Session with City Council to Review Proposed 5-Year Capital Plan
May 11, 2026	Joint Work Session with City Council to Review Proposed Budget Preview
May 19, 2026	Review 3 rd Quarter Financials Review of Proposed Budget Approve the Calendar

FINANCE COMMITTEE PRIORITIES

- As part of the budget review process, evaluate economic justification and risks of proposed single-project capital and operational expenditures in excess of \$100,000 or a combination of multiple similar projects or the aggregate value of multi-year projects over \$1 million.
- Review proposed financing, bond indebtedness, taxation and leases greater than \$10,000 prior to council action.
- Review project closeout reports for scope, schedule and cost variation.
- Periodically review and comment on the surplus funds investment policy and financial performance.
- Review opportunities for cooperative purchasing or contracting ventures with other municipalities.